

11026031

EASYHOME AUTO unit

EasyHOME AUTO is a silent, easy-to-install unidirectional ventilation unit that blends seamlessly into all interiors.



Group only



Group top view

PRODUCT BENEFITS

- automatic air renewal
- very quiet: as low as 14 dB(A),
- 78% recycled plastic.

REGLEMENTATIONS AND COMPLIANCES

Identification no. QB37 : NA
Technical Opinion no. : NA

Principles of operation

EasyHOME AUTO renews the air in your dwelling 24/7 with 2 operating modes: AUTO mode delivering constant airflow for each ventilated room and a BOOST mode which automatically activates high speed in the kitchen via an inverter.

Product description

EasyHOME AUTO is a self-balanced unidirectional ventilation solution that automatically controls exhaust airflow and delivers constant air renewal throughout the dwelling on a daily basis.

A BOOST mode for the kitchen can also be activated manually.

When associated with ColorLINE® ventilation grilles, EasyHOME AUTO blends seamlessly into any interior decor.

EasyHOME AUTO can be installed in an attic.

Fields of application

Individual residential housing, Refurbishment

Installation

- suspended attachment in attic with cord supplied,
- can be mounted on a vertical wall using the optional wall mounting kit: centreline pitch 95 mm,
- quick-connect electrical terminal block,
- flexible ducts connected directly to the unit,
- optional EasyCLIP Algaine accessories available.

Reference arguments

- Application:
 - Individual residential,
 - Unidirectional ventilation systems,
 - Refurbishment,
 - New system or replacement of existing ventilation system,
 - Connects 1 kitchen and up to 4 bathrooms/WC.
- Description:
 - ATTIC unit made of recyclable plastic material: 1 x Ø125 connection for kitchen, 4 x Ø80 connections for bathroom/WC, 1 x Ø160/125 outlet,
 - Exhaust airflow rates automatically controlled at each connection using kitchen, bathroom and WC controllers,
 - 2-speed AC motor

11026031

EASYHOME AUTO unit

Main characteristics

- ATTIC unit made of recyclable plastic,
- connections on unit for 1 kitchen and up to 4 bathrooms/WC:
 - 1 x Ø 125 mm connection for kitchen,
 - 4 x Ø 80 mm connections for bathroom/WC,
 - 1 x Ø 160/125 mm outlet using adapter supplied.
- exhaust airflow automatically controlled at each connection via the kitchen auto amplifier and bathroom/WC controllers,
- installation symbols on the unit and accessories,
- 2 operating modes: AUTO mode and kitchen BOOST mode,
- 2-speed AC motor,
- kits supplied with 3 ColorLINE® ventilation grilles or 3 BIP grilles.

Supplementary characteristics

- AUTO mode:
 - day-to-day operation mode,
 - low ventilation speed,
 - air renewal suited to each room ventilated.
- BOOST kitchen mode:
 - high speed kitchen ventilation,
 - manual activation using a CMEV inverter (not supplied),
 - fast elimination of humidity and odours at meal times.

Contents of kits

- kitchen auto amplifier;1
- bathroom controller;2
- WC controller;2
- suspension cord;1
- plug Ø 80 mm;2
- outlet adapter Ø 160/125 mm;1

Accessories

Désignations	References
Accessory kit WC AUTO + 3 BIP	11026040
Bathroom AUTO accessory kit + 3 BIP	11026041
Collar + connector EasyCLIP Ø125 mm	11033010
Collar + connector EasyCLIP Ø80 mm	11033011
Wall mounting kit OPTIMA with silent blocks	11033015
Connector EasyCLIP + collar Ø 160 mm	11033016
Timer switch 0-1 hr	11022008
CMEV inverter	11022030

General data

References	Number of connections Ø 125 mm	Number of connections Ø 80 mm	Maximum number of bathrooms/ WC	Number of speeds	Type of motor
11026031	1	4	4	2	AC

Dimensional data

References	H (mm)	L (mm)	P (mm)	Ø discharge (mm)	Weight (kg)
11026031	284	294	343	125/160	2,8

Encombrement en mm

Airflow data

References	Max. airflow ErP (m³/h)
11026031	241

Acoustic data

References	Sound pressure at 2 m from the kitchen terminal (dB(A))	Sound power at kitchen terminal (dB(A))	Sound power at the unit at 100 m³/h (dB(A))	Sound power ErP (dB(A))
11026031	14	31	41	45

11026031 EASYHOME AUTO unit

Thermal data

References	Average daily consumption 2-bed dwelling (1 bathroom + 1 WC) (W)	Max. power in AUTO mode (W)	Max. power in BOOST mode (W)
11026031	14	14	26

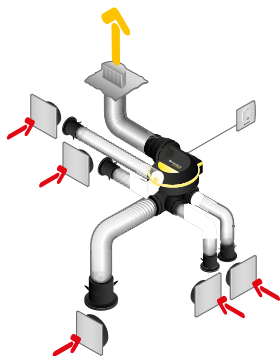
Electrical datas

References	Frequency (Hz)	Protection current (A)	Max. current (A)	Voltage (V)
11026031	50	2	0,2	230

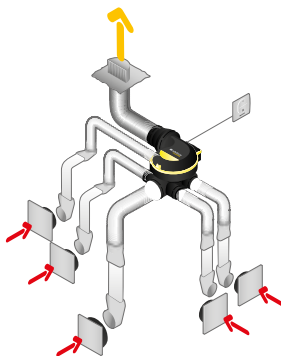
Regulatory data

References	Energy class ErP
11026031	E

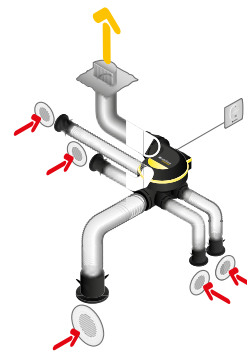
Installation visual 1



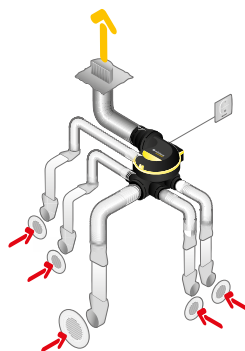
Installation kit ColorLINE avec conduits souples Algaïne



Installation kit ColorLINE avec conduits rigides Minigaine

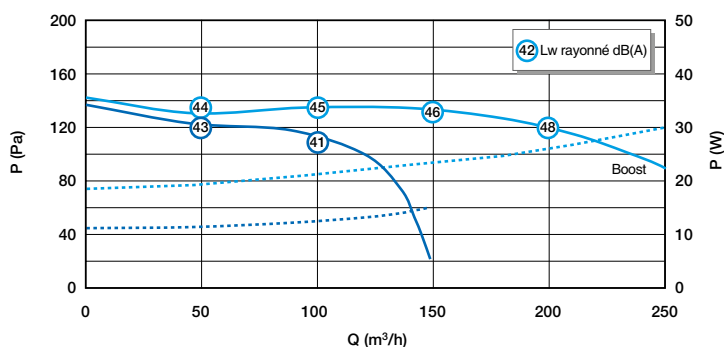


Installation kit BIP avec conduits souples Algaïne



Installation kit BIP avec conduits rigides Minigaine

Curve



Aeracoustic and acoustic curve EasyHOME Auto Classic