

CO2 sensor

11034079

EasyVEC® MICRO-WATT 10000 IP IHM CIRC STR Insulated

The best-designed range of exhaust box fans on the market, making ventilation efficient, serene, and easy.



PRODUCT BENEFITS

- wide range from 4000 to 12,000 m³/h,
- up to 30% less electricity consumed in relation to a Standard unit,
- 100% recyclable.

REGULATIONS AND COMPLIANCES

Technical Opinion no.: 14.5/16-2185_V2

Principles of operation

EasyVEC® Micro-watt delivers exhaust ventilation in non-residential buildings via air exhaust or supply to ensure sufficient air quality and to preserve the building structure.

Product description

The Micro-watt constant pressure controller enables significant savings on heating costs compared to a non-regulated (Standard) fan unit. AldesConnect™ Pro can remotely monitor the fan unit for greater responsiveness in handling breakdowns and malfunctions.

Fields of application

New, Refurbishment, Non-residential buildings

Installation

- installation:
 - indoor or outdoor location,
 - outdoors: for roof installation, preferably positioned out of the wind to limit pressure losses at the outlet.
- For better acoustic and aeratic performances, we recommend that you:
 - install sound attenuators at the unit connections,
 - use the ALDES VIRTUO-FIX range of sealed accessories,
 - use MS PRO sealed flexible sleeves to muffle ductwork vibrations.

Reference arguments

- Application:
 - centralised, low-consumption unidirectional air supply or exhaust box fan for commercial CMEV system,
 - new builds and refurbishment,
 - air supply /exhaust,
 - Micro-watt controller for pressure control,
 - attic / equipment rooms / flat roofs,
 - indoor / outdoor.
- Description:
 - EasyVEC® Micro-Watt low-consumption exhaust box fan,
 - easy to select: Selector PoWair and Conceptor Ventilation design software,
 - easy to configure via intuitive interface,
 - easy to service: link to documentation via QR code, single access panel, compatible with AldesConnect™ Pro supervision service (optional),
 - low power consumption.

CO2 sensor

11034079

EasyVEC® MICRO-WATT 10000 IP IHM CIRC STR Insulated

Main characteristics

- 2 control modes: constant pressure to minimise consumption or via external 0-10V probe,
- EC low-consumption motor (50/60Hz),
- backward curve impeller,
- unit made of galvanised steel Z275,
- simple and intuitive EasyVEC® remote control,
- proximity switch as standard,
- humidity-controlled or pre-configured T.Flow control mode
- compatible with all types of ductwork, even with junctions,
- central system: savings on maintenance,
- alarm relay available by wiring to the PCB,
- multiple options and accessories:
 - filter box,
 - ISO filter coarse 60%, ePM10 50%, ePM1 50-75%, ePM1 85%,
 - pressure switch,
 - ducted discharge,
 - 25 mm dual-wall acoustic insulation,
 - compatible with Modbus RS485,
 - AldesConnect® Pro.
- made in France.

Supplementary characteristics

- compatible with Technical Approval for Modulated Ventilation - Presence-Agito-CO2-Hygro no. 14.5/16-2185_V1,
- ErP 2018,
- ECS-eligible: BAT-TH-112, BAT-TH-125, BAT-EQ-123.

Accessories

Description	Variants
Circuit breaker 11A - 16A	11057056
Duct sensor +25/+90°C	11090900
Airflow control kit (20-300 Pa)	11090901
Duct sensor -10/+35°C	11090902
Female rain hood + screen Ø 710 mm	11056410
OCTA D710 sealed	11094647
MS PRO V2 D710	11094663

Filters

Description	Variants
G4 filter EasyVEC® 10000/12000	11034411
M5 filter EasyVEC® 10000/12000	11034414
F7 filter EasyVEC® 10000/12000	11034425
F9 filter EasyVEC® 10000/12000	11034428

Associated services

Commissioning

General data

Variants	Type of motor
11034079	EC

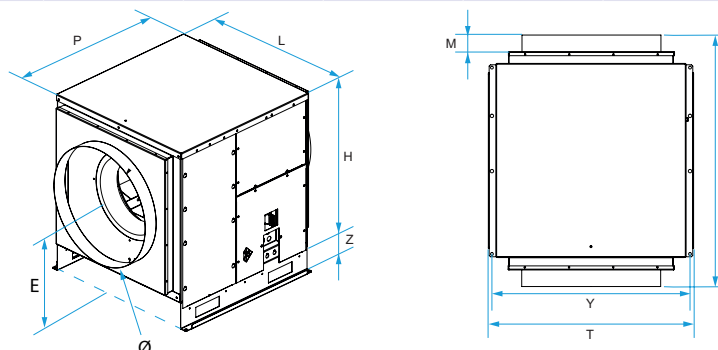
CO2 sensor

11034079

EasyVEC® MICRO-WATT 10000 IP IHM CIRC STR Insulated

Dimensional data

Variants	EA1 (mm)	EA2 (mm)	ER1 (mm)	H (mm)	HP (mm)	HT (mm)	L (mm)	LT (mm)	M (mm)	P (mm)
11034079	552	394	522	1015	118	1183	1138	1005	50	1420



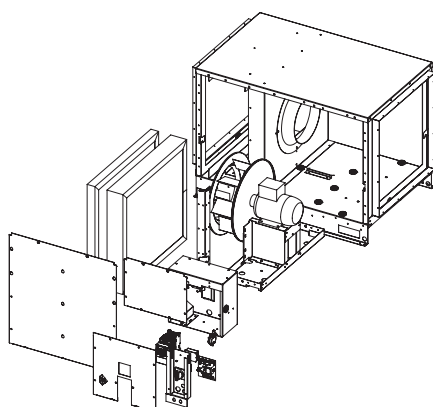
Airflow data

Variants	Airflow (m³/h)
11034079	10000

Electrical datas

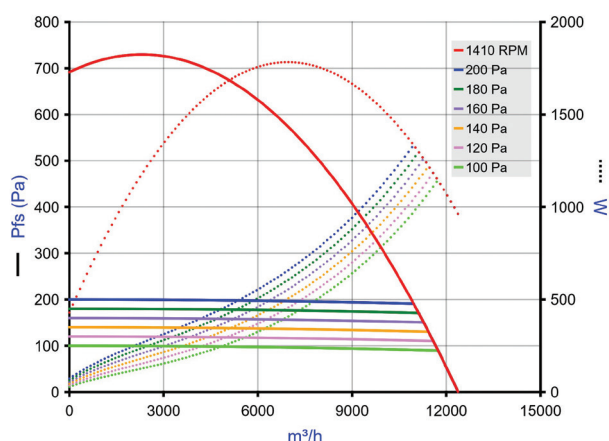
Variants	Maximum power (W)	Max. power	Max. power	Protection rating	Maximum current (A)	Power supply
11034079	2200	2,2	2200	IP24	15.7	Single-phase

Principles of operation



EasyVEC-MWPlus-12000

Curve



- > Aeraulic curves drawn up as per standard NF EN ISO 5801.
- > P (Pa) = static pressure.
- > P (W) = power consumption.