

Wall grille**11050572****GRIDLINED WALL F3 800X150 RAL9010 cfg**

GRIDLINED Wall is an aluminium fixed wall grille for indoor air supply and extraction in commercial buildings.



Grille Gridlined wall

PRODUCT BENEFITS

- modern design,
- easy to install,
- compatible with AldesArchitect range.

Principles of operation

GRIDLINED Wall is an aluminium fixed wall grille for indoor air supply and extraction in commercial buildings.

Product description

The GRIDLINED Wall aluminium indoor grille is available with single deflection for extraction and double deflection for air supply in non-residential buildings. Installation requires conceal attachments on wall or on perimeter. Maximum dimensions 2000 x 800 mm. This grille is compatible with the AldesArchitect range for an elegant, decorative finish.

Fields of application

New, Refurbishment, Non-residential buildings

Installation

- wall or perimeter installation,
- concealed attachment using clips or fasteners.

Reference arguments

• Gridlined Wall aluminium single-deflection wall grille for return air. • Sleek design and high production quality. • 800 x 150 mm. • Finished with white epoxy paint RAL 9010 matt 30%. • Practical and discreet (concealed) F3 attachment using friction clips. • Fixed horizontal front bars with 15° deflection. • Frame width 23 mm. • Accessories: SGS damper (steel) or AGB damper (rough aluminium) counter-rotational motion, F4 or F6 galvanised steel mounting frame, galvanised steel connection plenum with MT rear connection or ME side connection.

Main characteristics

- air supply or extraction,
- extruded aluminium profiles,
- fixed horizontal front bar,
- 15° deflection,
- frame width 23 mm,
- single or dual deflection,
- core available without frame,
- concealed attachment clips or fasteners,
- AldesArchitect finish available.

General data

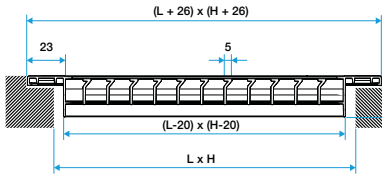
References	Type of finish	Colour
11050572	Epoxy paint	Lagoon blue

Wall grille

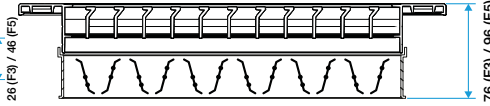
11050572 GRIDLINED WALL F3 800X150 RAL9010 cfg

Dimensional data

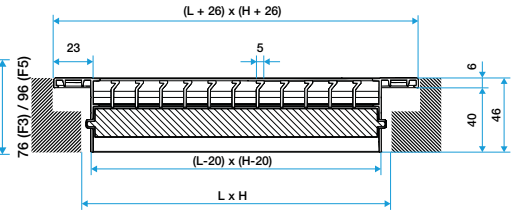
References	L (mm)	H Plenum (mm)
11050572	800	150



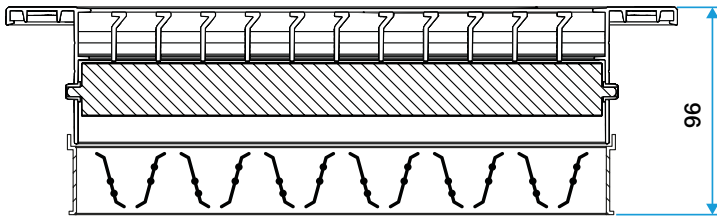
Grille Gridlined wall



Grille Gridlined wall avec registre monté



Grille Gridlined wall double déflexion



Grille Gridlined wall double déflexion avec registre monté

Grille Gridlined wall core

Airflow data

References	Comfort airflow for Lw at 40 dB(A) (m³/h)
11050572	800