

Wall grille**11003411
GRIDLINED Wall**

GRIDLINED Wall is an aluminium fixed wall grille for indoor air supply and extraction in commercial buildings.



GRIDLINED WALL

PRODUCT BENEFITS

- modern design,
- easy to install,
- compatible with AldesArchitect range.

Principles of operation

GRIDLINED Wall is an aluminium fixed wall grille for indoor air supply and extraction in commercial buildings.

Product description

The GRIDLINED Wall aluminium indoor grille is available with single deflection for extraction and double deflection for air supply in non-residential buildings. Installation requires conceal attachments on wall or on perimeter. Maximum dimensions 2000 x 800 mm. This grille is compatible with the AldesArchitect range for an elegant, decorative finish.

Fields of application

New, Refurbishment, Non-residential buildings

Installation

- wall or perimeter installation,
- concealed attachment using clips or fasteners.

Reference arguments

• Gridlined Wall aluminium single-deflection wall grille for return air. • Sleek design and high production quality. • Dimensions: 75x200 to 800x2000 mm. • Anodised aluminium or epoxy paint finish. • Practical and discreet (concealed) attachment using friction clips (F3) or clasps (F5). • Fixed horizontal front bars with 15° deflection. • Frame width 23 mm. • Accessories: SGS damper (steel) or AGB damper (rough aluminium) counter-rotational motion, F4 or F6 galvanised steel mounting frame, galvanised steel connection plenum with MT rear connection or ME side connection.

Wall grille

11003411 GRIDLINED Wall

Main characteristics

- air supply or extraction,
- extruded aluminium profiles,
- fixed horizontal front bar,
- 15° deflection,
- frame width 23 mm,
- single or dual deflection,
- core available without frame,
- concealed attachment clips or fasteners,
- AldesArchitect finish available.

Accessories

Désignations	References
Adapter F4 200X100	11053761
Adapter F4 300X100	11053763
Adapter F4 400X100	11053764
Adapter F4 300X150	11053767
Adapter F4 400X150	11053768
Adapter F4 600X150	11053770
Adapter F4 1000X75	11053779
Adapter F4 600X100	11053780
Adapter F4 800X100	11053781
Adapter F4 1000X100	11053782
Adapter F4 800X150	11053783
Adapter F4 1000X150	11053784
Adapter F4 1500X150	11053785
PLEN. ME F3 1000X75/2XD100 PC	11053661
PLEN. ME F3 200X100/D80 PC	11053662
PLEN. ME F3 250X100/D100 PC	11053663
PLEN. ME F3 300X100/D125 PC	11053664
PLEN. ME F3 400X100/D125 PC	11053665
PLEN. ME F3 250X150/D125 PC	11053670
PLEN. ME F3 300X150/D160 PC	11053671
PLEN. ME F3 400X150/D160 PC	11053672
PLEN. ME F3 500X150/D160 PC	11053673
PLEN. ME F3 600X150/D160 PC	11053674
PLEN. ME F3 1000X150/2XD160 PC	11053676
PLEN. ME F3 400X200/D200 PC	11053678
PLEN. ME F3 500X200/D200 PC	11053679
PLEN. ME F3 600X200/D200 PC	11053680
PLEN. ME F3 800X200/2XD200 PC	11053681
PLEN. ME F3 600X300/D250 PC	11053684
PLEN. ME F3 300X300/D250 PC	11053687
PLEN. ME F3 600X600/D355 PC	11053689
MTF3 200X100/D80 PLENUM PA	11053632
MTF3 250X100/D100 PLENUM PA	11053633
MTF3 300X100/D125 PLENUM PA	11053634
MTF3 400X100/D125 PLENUM PA	11053635
MTF3 500X100/D125 PLENUM PA	11053636
MTF3 600X100/2XD100 PLENUM PA	11053637
MTF3 1000X100/2XD125 PLENUM PA	11053639
MTF3 250X150/D125 PLENUM PA	11053640
MTF3 300X150/D160 PLENUM PA	11053641
MTF3 400X150/D160 PLENUM PA	11053642
MTF3 500X150/D160 PLENUM PA	11053643
MTF3 600X150/D160 PLENUM PA	11053644
MTF3 800X150/2XD160 PLENUM PA	11053645
MTF3 1000X150/2XD160 PLENUM PA	11053646
MTF3 400X200/D200 PLENUM PA	11053648
MTF3 500X200/D200 PLENUM PA	11053649
MTF3 600X200/D200 PLENUM PA	11053650
MTF3 800X200/2XD200 PLENUM PA	11053651
MTF3 600X300/2XD200 PLENUM PA	11053652
MTF3 800X300/2XD200 PLENUM PA	11053654

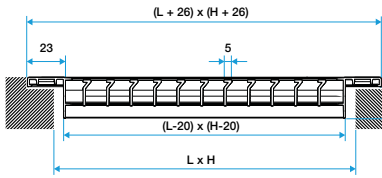
Options

9010

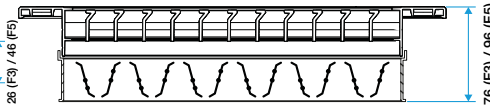
ACCES2

Wall grille

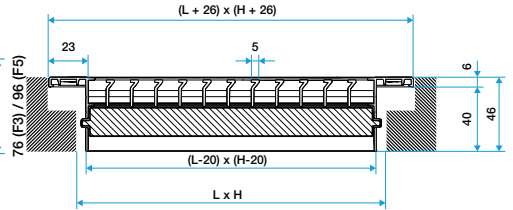
11003411 GRIDLINED Wall



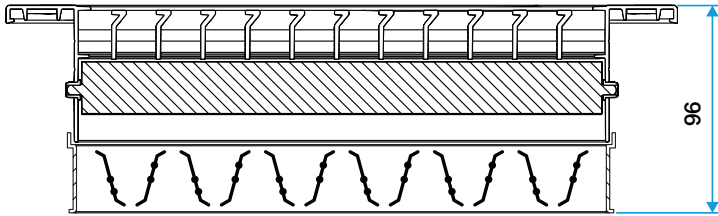
Grille Gridlined wall



Grille Gridlined wall avec registre monté



Grille Gridlined wall double déflexion



Grille Gridlined wall double déflexion avec registre monté

Grille Gridlined wall core