

**Wall grille****11003413**  
**GRIDLINED Wall core**

GRIDLINED Wall is an aluminium fixed wall grille for indoor air supply and extraction in commercial buildings.

GRIDLINED WALL CORE



Grille Gridlined wall

**PRODUCT BENEFITS**

- modern design,
- easy to install,
- compatible with AldesArchitect range.

**Principles of operation**

GRIDLINED Wall is an aluminium fixed wall grille for indoor air supply and extraction in commercial buildings.

**Product description**

The GRIDLINED Wall aluminium indoor grille is available with single deflection for extraction and double deflection for air supply in non-residential buildings. Installation requires conceal attachments on wall or on perimeter. Maximum dimensions 2000 x 800 mm. This grille is compatible with the AldesArchitect range for an elegant, decorative finish.

**Fields of application**

New, Refurbishment, Non-residential buildings

**Installation**

- wall or perimeter installation,
- concealed attachment using clips or fasteners.

**Reference arguments**

- Gridlined Wall Core aluminium single-deflection wall grille for return air.
- Sleek design and high production quality.
- Dimensions: 75x200 to 800x2000 mm.
- Anodised aluminium or epoxy paint finish.
- Frameless.
- Fixed horizontal front bars with 15° deflection.
- No attachment.

Wall grille

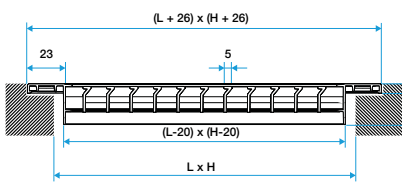
## 11003413 GRIDLINED Wall core

**Main characteristics**

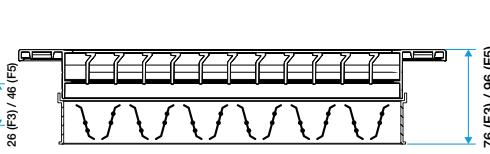
- air supply or extraction,
- extruded aluminium profiles,
- fixed horizontal front bar,
- 15° deflection,
- frame width 23 mm,
- single or dual deflection,
- core available without frame,
- concealed attachment clips or fasteners,
- AldesArchitect finish available.

**Options**

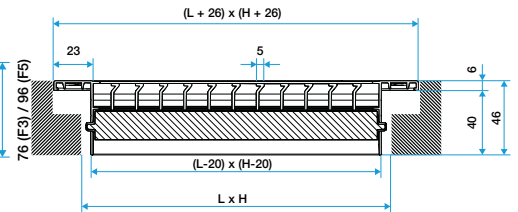
9010
DECORHC
PEINTHC
RAL1
RAL2
RAL4



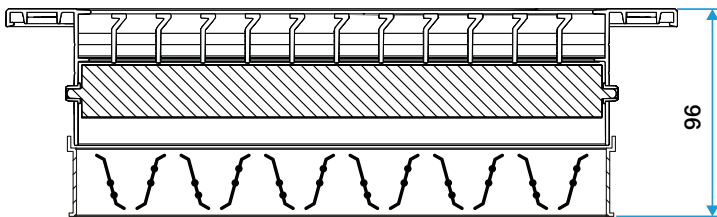
Grille Gridlined wall



Grille Gridlined wall avec registre monté



Grille Gridlined wall double déflexion



Grille Gridlined wall double déflexion avec registre monté

Grille Gridlined wall core