

**Axial fan****11090512**  
**HELIONE NC-F200-F400 Ø 1250**

HELIONE is a range of axial smoke and heat exhaust fans rated F200-120, F400-120 or unclassified.



HELIONE short ring



HELIONE long ring

**PRODUCT BENEFITS**

- range up to 128,000 m<sup>3</sup>/h,
- wide range for car parks, commercial and industrial premises,
- multiple accessories to facilitate operation.

**REGLEMENTATIONS AND COMPLIANCES**

PV CE number : 1812-CPR-1623

**Principles of operation**

HELIONE fan units require connection to the ventilation / smoke exhaust circuit to remove stale air and smoke to the outside. They can be controlled by an AXONE safety box or a car park box.

**Product description**

The standard HELIONE range varies from Ø 355 to Ø 1 250 mm and can reach airflows from 1,500 to 200,000 m<sup>3</sup>/h. HELIONE is used for ventilation and/or smoke and heat exhaust in residential areas (car parks, stairwells), non-residential premises (car parks, shops), and industrial buildings. It enables fresh air supply and exhaust as well as intermittent smoke and heat exhaust functions or in locations where acoustic limitations are not predominant. HELIONE combines with multiple accessories to assist its operation.

**Fields of application**

Multi-occupancy residential housing, New, Refurbishment, Non-residential buildings

**Installation**

- horizontal on floor and against a wall, essential extras:
  - square plate, anti-vibration mountings and feet, flanges and flexible sleeves or grille if not ducted.
- horizontal on floor between two ducts, essential extras:
  - anti-vibration mountings and feet, flanges and flexible sleeves for both sides, long ring for access to motor through access hatch.
- horizontal against a wall, essential extras:
  - reinforced square plate for attachment to wall, flange and flexible sleeve or grille if not ducted.
- vertical suspended under slab or to duct, essential extras:
  - protective screen if access possible or if risk of waste intake,
  - long ring for access to motor if ducted on both sides,
  - gusset bracket option.

**Axial fan**

# 11090512

## HELIONE NC-F200-F400 Ø 1250

**Main characteristics**

- compliance:
  - certified F400-120 and F200-120,
  - CE compliance: 1812-CPR-1623.
- Ø 355 to Ø 1250 mm, contact us for larger Ø.
- airflow from 1,500 to 120,000 m<sup>3</sup>/h with pressure values from 100 to 600 Pa,
- impellers:
  - comprise several aluminium blades,
  - fitted on aluminium core,
  - jet angle determined according to operating point.
  - blades: individually X-rayed before assembly to ensure material quality,
- shells:
  - formed from metal sheet,
  - includes drilled rebate flanges for connections,
  - standard = short ring, long ring optional.
- motor attachment arm: hot-dip galvanised for good corrosion resistance,
- motors:
  - bossed,
  - 4 poles or 4/8 poles (2 poles on request),
  - IP55, class F insulation as standard,
  - operating temperature -20/50°C,
  - 60 Hz motor: contact us.

## Axial fan

# 11090512

## HELIONE NC-F200-F400 Ø 1250

### Supplementary characteristics

- installation accessories:
  - flexible sleeve,
  - galvanised steel counter flange to attach Helione to a circular duct,
  - galvanised steel square plate to attach Helione to a wall,
  - galvanised steel support feet (x2) to fasten Helione,
  - anti-vibration mountings (x4) to install under the support feet,
  - non return damper: circular, two galvanised steel flaps,
  - intake nozzle: improved air handling and acoustic performance.
- electrical accessories:
  - proximity switch,
  - pressure switch,
  - safety box see "AXONE micro II".
  - residential car park box
- available options:
  - long shell,
  - gusset brackets for vertical installation,
  - external pre-wired terminal block,
  - protective finish for saline / aggressive environment: hot-dip galvanisation, epoxy powder paint, stainless steel.

### Accessories

Désignations	References
Backdraft damper HELIONE Ø 1250	11090579
Adapter HELIONE Ø 1250	11090540
Fan grille	11090592
Motor grille for short ring fan	11090605
Set of 2 stands HELIONE Ø 1250	11090527
Set of 4 pads HELIONE Ø 900 - Ø 1250	11090620
Flexible sleeve HELIONE Ø 1250	11090553
3-phase 14A autotransformer	11057060
3-phase 2A autotransformer	11086096
3-phase 4A autotransformer	11086097
3-phase 6A autotransformer	11086098
3-phase 8A autotransformer	11086099
Vacuum inlet nozzle HELIONE Ø 1250	11090566
Square plate HELIONE Ø 1250	11090618

### Options

base
3HL/10-10
3HL/12-12
3HL/14-14
3HL/3-6
3HL/4-8
3HL/5-10
3HL/6-12
3HL/6-6
3HL/7-14
3HL/8-8
4Z/12-12
4Z/16-16
4Z/3-9
4Z/5-5
4Z/6-12
4Z/6-9
4Z/7-7
4Z/7-7R

## Axial fan

11090512

HELIONE NC-F200-F400 Ø 1250

## Options

4Z/8-16
4Z/9-9
4ZNAL/3-9
4ZNAL/6-9
4ZNAL/9-9
5Z/12-12
5Z/16-16
5Z/3-9
5Z/5-5
5Z/6-12
5Z/6-9
5Z/8-16
5Z/9-9
6W/10-10
6W/3-6
6W/4-8
6W/5-10
6W/6-6
6W/8-8
9W/10-10
9W/3-6
9W/4-8
9W/5-10
9W/6-6
9W/8-8
GOUSSET
KW0.12
KW0.18
KW0.25
KW0.37
KW0.55
KW0.6
KW0.75+F4001V
KW0.75+ND1V
KW0.8+F4002V
KW0.8+ND2V
KW1.2+F2002V
KW1.2+ND2V
KW1.5+F4002V
KW1.6+F2002V
KW1.6+ND2V
KW11+F2002V
KW11+ND2V
KW14+F2002V
KW14+F4002V
KW14+ND2V
KW17+F2002V
KW17+F4002V
KW17+ND2V
KW18.5+F2001V
KW18.5+F4001V
KW18.5+ND1V
KW2.2+F2002V
KW2.2+F4002V
KW2.2+ND2V
KW20+F2002V

## Axial fan

# 11090512

## HELIONE NC-F200-F400 Ø 1250

## Options

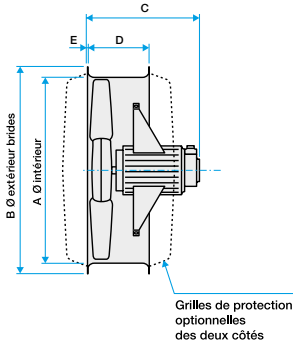
KW20+F4002V
KW20+ND2V
KW3+F2001V
KW3+F4001V
KW3+ND1V
KW3.8+F2002V
KW3.8+F4002V
KW3.8+ND2V
KW30+F2001V
KW30+F2002V
KW30+F4001V
KW30+ND1V
KW35+ND2V
KW37+F2001V
KW37+F2002V
KW37+F4001V
KW37+F4002V
KW37+ND1V
KW37+ND2V
KW4+F2001V
KW4+F4001V
KW4+ND1V
KW44+F2002V
KW44+F4002V
KW44+ND2V
KW45+F2001V
KW45+F4001V
KW45+ND1V
KW5+F2002V
KW5+F4002V
KW5+ND2V
KW5.5+F2001V
KW55+ND2V
KW7.2+F2002V
KW7.2+F4002V
KW7.2+ND2V
KW7.5+F2001V
KW7.5+F4001V
KW7.5+ND1V
KW9.2+ND1V
VIROL2

Axial fan

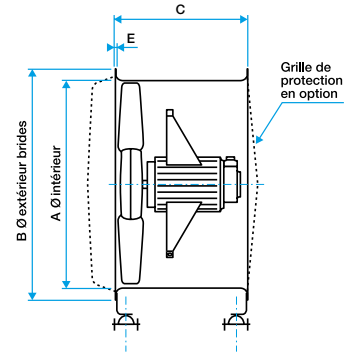
11090512  
HELIONE NC-F200-F400 Ø 1250

Dimensional data

References	A (mm)	B (mm)	C (mm)	D (mm)	F (mm)	C long shell (mm)	C short shell (mm)	D short shell (mm)
11090512	1250	1375	254	540	8	800 / 1010 / 1010	760 / 1010 / 1215	465 / 665 / 800



Encombrement virole courte(mm)

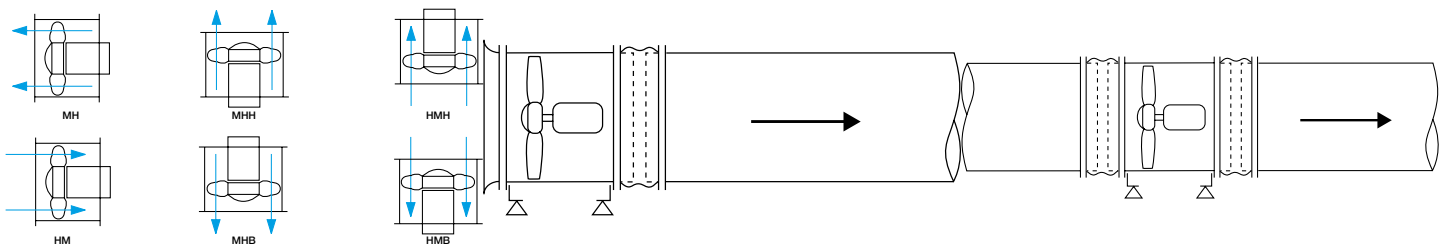


Encombrement virole longue (mm)

Electrical datas

References	Max. current (A)	Max. power	Puissance min (KW)
11090512	98,6	55	2,2

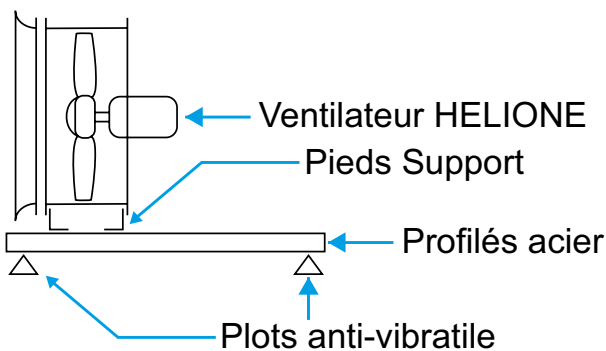
Installation visual 1




Mise en oeuvre

gainé que d'un côté, horizontal

gainé de chaque côté, (virole longue)



Montage sur structure avec HELIONE virole courte



Montage axe vertical sur structure