

Heat recovery ventilation unit

11023311

InspirAIR® Side 240 Classic LH

Heat recovery ventilation solution that matches the pace of occupant lifestyles.



InspirAIR® Side 240 Classic LH

PRODUCT BENEFITS

- more purified air: up to 90% of bacteria, pollen and fine particles eliminated,
- more design: pure and minimalist lines to blend in with the most demanding interiors,
- more comfort: balances your indoor air while insulating from outdoor noise.

REGLEMENTATIONS AND COMPLIANCES

PV CE number : ,
Eurovent Certification no. : ,
Identification no. QB37 : ,
PassivHaus Institute Certification no. : ,
Technical Opinion no. : ,
Test standard : ,

Principles of operation

General and permanent ventilation of dwelling with heat recovery on exhaust air to pre-heat incoming air. Incoming air is purified with custom filters to ensure clean air throughout the dwelling.

Product description

Heat recovery ventilation solution with filtered incoming air and indoor air renewal without heat loss.

Fields of application

Multi-occupancy residential housing, Individual residential housing, New, Refurbishment, Non-residential buildings

Installation

- horizontal installation on ceiling or vertical on wall,
- condensate outlet connected to PVC Ø 32 mm duct,
- installation in heated space recommended.

Reference arguments

Application:

- Centralised heat recovery ventilation and air purification solution for multi-occupancy residential buildings or individual houses,
- New builds or refurbishment projects.

Description:

- More purified air: up to 90% of pollutants filtered from your indoor air,
- More design: sleek, minimalist lines to blend in with the most demanding interiors.
- More comfort: tempers your indoor air while isolating you from outdoor noises.

Main characteristics

- material:
 - PPE body and metal panels,
- configuration:
 - left or right (2 versions),
- airflow:
 - 150, 240, 370,
- 100% bypass as standard,
- Classic control keypad,
- four modes:
 - holiday,
 - auto,
 - boost,
 - guest.

Heat recovery ventilation unit

11023311

InspirAIR® Side 240 Classic LH

Contents of kits

- InspirAIR® Side; 1
- Mounting kit; 1
- Connector D.160; 0
- Classic embedded control keypad; 1
- Siphon; 1
- Dust filter; 1
- Pollen filter; 1
- Modem for AldesConnect® app; 0

Accessories

Désignations	References
InspirAIR® Side 240 distribution unit	11023323
Finishing hatch InspirAIR® Side	11023321
Wall cradle InspirAIR® Side	11023322
Duct cover InspirAIR® Side 240	11023324
Ceiling penetration manifold for InspirAIR® Side 240	11023338
Duct cover 500 mm InspirAIR® Side 240	11023398
Duct finishing cover InspirAIR® Side 240	11023426
BUS pre-heating coil 1.5 kW for DEE FLY and InspirAIR®	11023225
Wired remote control 4-speed	11023334

Consumables

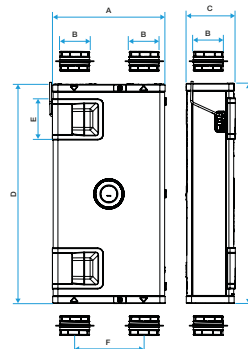
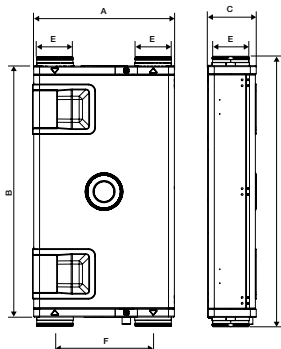
Désignations	References
Dust filter for InspirAIR® Side 240	11023325
Fine particle filter for InspirAIR® Side 240	11023326
Bacteria filter InspirAIR® Side 240	11023331
Pollen filter for InspirAIR® Side 240	11023340
VOC filter for InspirAIR® Side 240	11023438

General data

References	Available filters	Type of exchanger	Type of motor
11023311	<ul style="list-style-type: none"> > pollen: <ul style="list-style-type: none"> - Coarse 65%, > particles: <ul style="list-style-type: none"> - ePM10 50%, > fine particles: <ul style="list-style-type: none"> - ePM1 0 85%, - ePM2.5 65%. > bacteria: <ul style="list-style-type: none"> - ePM2.5 95%, - ePM1 80%. > VOC: <ul style="list-style-type: none"> - ePM10 85%, - ePM2.5 65%. 	Sensitive	EC

Dimensional data

References	A (mm)	B (mm)	C (mm)	D (mm)	E (mm)	F (mm)	Weight (kg)
11023311	600	160	250	1150	215	365	30



InspirAIR® Home SC 150 Classic

InspirAIR® Home SC 240 Classic

Heat recovery ventilation unit

11023311

InspirAIR® Side 240 Classic LH

Airflow data

References	Airflow at max. speed (m³/h)
11023311	240

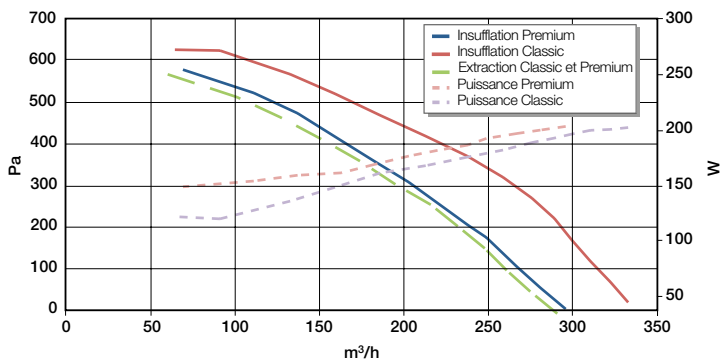
Electrical datas

References	Frequency (Hz)	Max. current (A)	Voltage (V)	Max. power
11023311	50	1,75	230	183

Regulatory data

References	Ventilation energy class – Average climate
11023311	A

Curve



> Test conditions:

- Outdoor air = dry air at 5°C, Hr <20%.
- Indoor air = dry air at 25°C, HR <20%. (EN13141-7 and EN308)

Avec filtre pollens