

Centralised vacuum system

11016312

MR Modulo 160 - 100-240 m³/h

The MR Modulo is an airflow regulator which ensures a stable airflow. It can be adjusted on site to control IAQ, comfort and energy savings.



PRODUCT BENEFITS

- easy to stock: just 1 product for each diameter (except 125 mm) to cover multiple airflow levels,
- low noise level,
- easy and fast to install: multiple positions and adjustments.

Principles of operation

Using its membrane the MR Modulo maintains a constant airflow in the air supply or extract circuit. The airflow value can easily be adjusted on site using a rotating ring, to cover a wide range.

Product description

The MR Modulo is an airflow regulator which guarantees a stable airflow whatever the pressure variation, over a wide range of values to prevent over-consumption due to excess airflow, ensure good IAQ and a high level of comfort. Its membrane technology ensures low noise levels. The nominal airflow can be adjusted on site without a tool.

Installation

- installed directly in the duct,
- installation direction indicated on component,
- horizontal or vertical installation at any angle,
- manual and tool-free adjustment of desired airflow by removing shim and turning rotating ring,
- reserve distance with a grille, T-piece or bend: 1D on extract and 3D on air supply.

Reference arguments

- Ideal solution to maintain a stable airflow at whatever the pressure variation and across a wide pressure range
- Using its rotating ring, the MR modulo D160 enables tool-free adjustment on site of the exact airflow to match your needs, between 100 and 240 m³/h
- Low noise level
- Extraction or supply
- Installed in vertical or horizontal duct at any orientation
- Plastic body (M1 fire rating) housing the silicone control membrane
- Support and air tightness provided by peripheral double-lip elastomer seal
- Operating temperatures: -10°C to +60°C
- Spacing required: 1xØ for extraction and 3xØ for supply
- Made in France

Main characteristics

- plastic material (M1 fire certification),
- silicone control membrane,
- support and airtight properties using double-lip elastomer seal,
- airflow tolerance over operating pressure range:
 - Q average = Q nominal +/- 5 m³/h for MR ≤ 50 m³/h,
 - Q average = Q nominal +/- 10 % for MR > 50 m³/h,
- temperature range: -10°C / +60°C.

Accessories

Description	Variants
Window sleeve Ø 160 mm	11013124

Centralised vacuum system

11016312

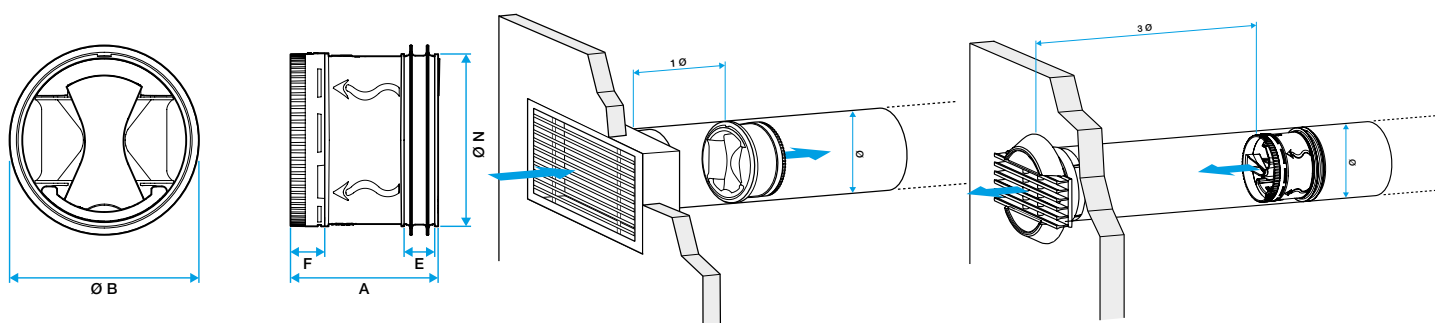
MR Modulo 160 - 100-240 m³/h

General data

Variants	Airflow accuracy
11016312	+/- 10%

Dimensional data

Variants	A (mm)	E (mm)	F (mm)	Ø B (mm)	Ø N (mm)	Rated Ø duct (mm)	Weight (kg)
11016312	118	14	19	167	153	160	0,37



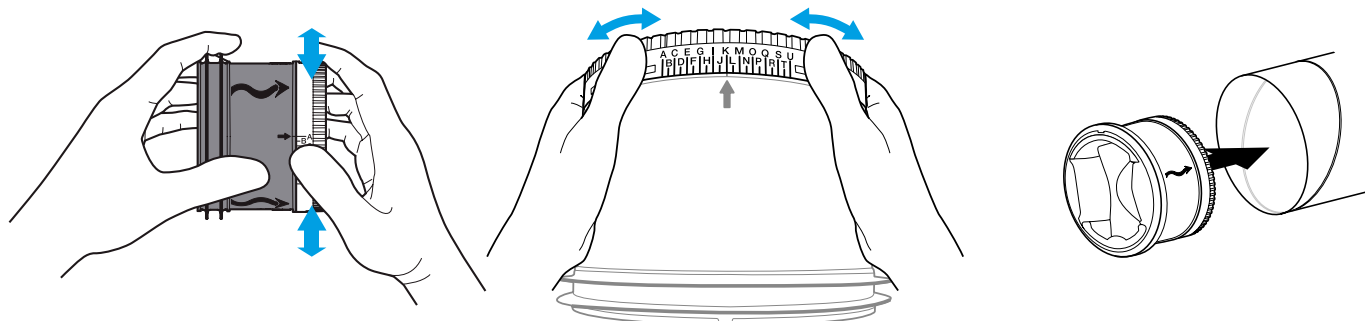
Airflow data

Variants	Airflow range (m³/h)	Pressure range (Pa)
11016312	100-240	50-250

Regulatory data

Variants	Fire protection rating
11016312	M1

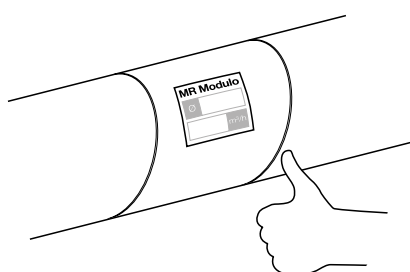
Installation



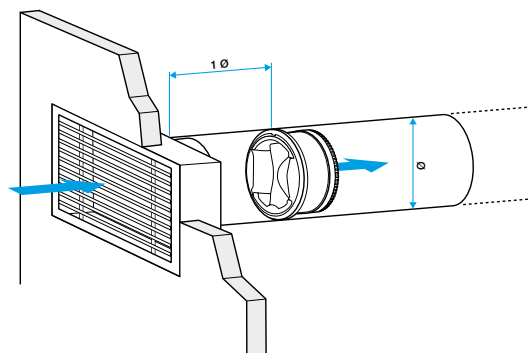
Réglage MR Modulo

Réglage MR Modulo

Installation 360°



Pose de l'étiquette du MR Modulo sur le conduit



Distance de réserve à l'extraction