

Centralised vacuum system

11016314

MR Modulo 250 - 300-650 m³/h

The MR Modulo is an airflow regulator which ensures a stable airflow. It can be adjusted on site to control IAQ, comfort and energy savings.



PRODUCT BENEFITS

- easy to stock: just 1 product for each diameter (except 125 mm) to cover multiple airflow levels,
- low noise level,
- easy and fast to install: multiple positions and adjustments.

Principles of operation

Using its membrane the MR Modulo maintains a constant airflow in the air supply or extract circuit. The airflow value can easily be adjusted on site using a rotating ring, to cover a wide range.

Product description

The MR Modulo is an airflow regulator which guarantees a stable airflow whatever the pressure variation, over a wide range of values to prevent over-consumption due to excess airflow, ensure good IAQ and a high level of comfort. Its membrane technology ensures low noise levels. The nominal airflow can be adjusted on site without a tool.

Installation

- installed directly in the duct,
- installation direction indicated on component,
- horizontal or vertical installation at any angle,
- manual and tool-free adjustment of desired airflow by removing shim and turning rotating ring,
- reserve distance with a grille, T-piece or bend: 1D on extract and 3D on air supply.

Reference arguments

- Plastic body (M1 fire rating) housing the silicone control membrane in an adjustable calibrated passage.
- support and air tightness provided by peripheral double-lip elastomer seal.
- Tolerance in airflow over operating range: - Q average = Q nominal +/- 5 m³/h for MR ≤ 50 m³/h, - Q average = Q nominal +/- 10 % for MR • 50 m³/h.
- Operating temperatures: -10°C to +60°C
- Certification: UL.

Main characteristics

- plastic material (M1 fire certification),
- silicone control membrane,
- support and airtight properties using double-lip elastomer seal,
- airflow tolerance over operating pressure range:
 - Q average = Q nominal +/- 5 m³/h for MR ≤ 50 m³/h,
 - Q average = Q nominal +/- 10 % for MR • 50 m³/h,
- temperature range: -10°C / +60°C.

Accessories

Description	Variants
Window sleeve Ø 250 mm	11013126

General data

Variants	Airflow accuracy
11016314	+/- 10%

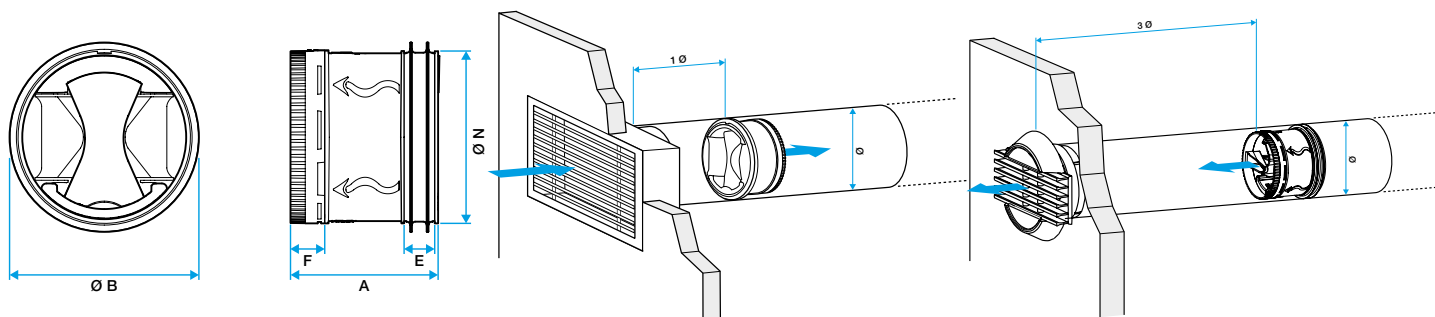
Centralised vacuum system

11016314

MR Modulo 250 - 300-650 m³/h

Dimensional data

Variants	A (mm)	E (mm)	F (mm)	Ø B (mm)	Ø N (mm)	Rated Ø duct (mm)	Weight (kg)
11016314	180	20	26	262	238	250	1,02



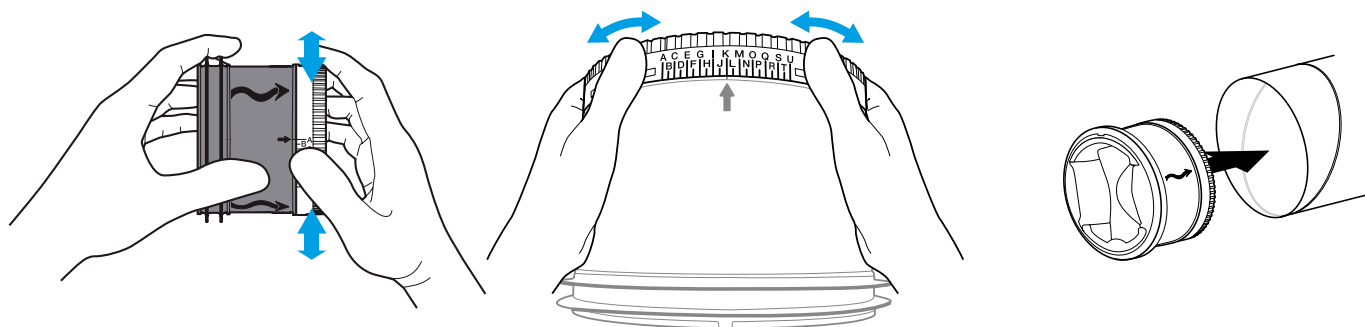
Airflow data

Variants	Airflow range (m³/h)	Pressure range (Pa)
11016314	300-650	50-250

Regulatory data

Variants	Fire protection rating
11016314	M1

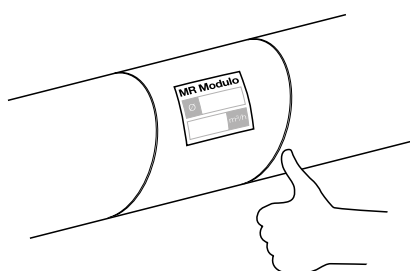
Installation



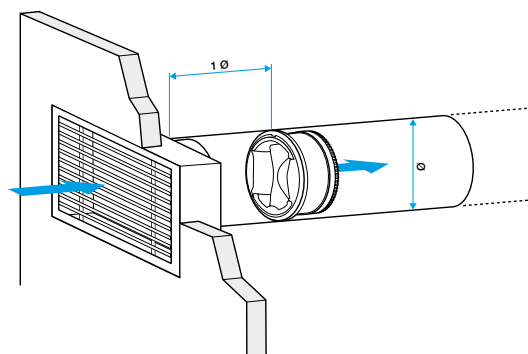
Réglage MR Modulo

Réglage MR Modulo

Installation 360°



Pose de l'étiquette du MR Modulo sur le conduit



Distance de réserve à l'extraction