


11044421

OPTONE® «Classic» 2-flap with choice of options

OPTONE «Classic» smoke control dampers are intended for commercial premises and can be used as air inlets or for smoke and heat exhaust.



OPTONE Classic 2-flap

PRODUCT BENEFITS

- simplicity: Nominal dimensions = installation dimensions,
- reversible top/bottom mounting frame,
- single mounting frame for all OPTONE models.

REGLEMENTATIONS AND COMPLIANCES

PV CE number : 1812-CPR-1055

Principles of operation

In standby position, the damper is closed. It opens when instructed by the FACP and moves into failsafe position.

Product description

OPTONE «Classic» 2-flap smoke control dampers are intended for commercial buildings (public-access, high-rise), and can be used as air inlets or for smoke and heat exhaust. They can be motorised. The OPTONE «Classic» 2 flap dampers are compatible with ALDES GFA steel grilles, GFA 007, GFE and GGH, as well as all grilles with geometrical transparency greater than 44%. The electromagnetic trip device is included and available in current make/break versions and 24/48V.

Fields of application

New, Refurbishment, Non-residential buildings

Installation

- “multi-compartment” dampers are suitable for “single-compartment” applications,
- maximum negative pressure: - 1,000 Pa,
- direction of fire: respect fire inside smoke exhaust duct (when damper is closed).
- use of mounting frame strongly recommended,
- use of CONCEPTOR DESENFUMAGE design software recommended to define the dimensions of the mounting frame installation space,
- if mounting frame already fixed to damper (no gaps), nominal LxH dimensions of damper = dimensions of opening,
- if mounting frame mortar sealed, add thickness of mortar to L and H,
- use detailed instructions for correct installation of flaps,
- damper can be inverted “upside down”,
- damper flush-mounted against vertical smoke exhaust duct,
- attached with 4 self-tapping screws supplied, on front face in mounting frame holes.

Main characteristics

- CE marking compliant as per EN 12101-8: 1812-CPR-1055,
- fire resistance classification as per EN 1366-10 test:
 - EI 120 (ved-i o) S - 1 000 Pa - AA multi, in compliance with § 7.2.4 of EN 13501-4, certified on Promatect smoke exhaust duct L500, and on ducts compliant with EN 1366-9 of the same material and same density,
 - for H • 1000 mm: EI 60 (ved-i o) S - 1 000 Pa - AA multi, in compliance with § 7.2.4 of EN 13501-4, certified on Promatect smoke exhaust duct L500, and on ducts compliant with EN 1366-9 of the same material and same density.
- compliant with French standard NF-S-61937-10,
- leak rate < 200 m³/h per m² of leaf at 1,000 Pa,
- free air passage (dm²) with L and H in mm: 2 flap = ((L-76) x (H-57) -14 147) / 10 000,
- mounting frame and grille can be installed in factory.

11044421

OPTONE® «Classic» 2-flap with choice of options

Supplementary characteristics

- motorised damper possible,
- can be ordered in steps of 5 mm in L and H,
- electric control mechanism inside protective box,
- steel mounting frame 20/10 mm,
- choice of aesthetic aluminium frame,
- nominal dimensions of damper L x H = installation space (opening) for mounting frame,
- locking system mounted on flap for greater free surface,
- cable through holes included,
- locking system fitted with self-resetting electromagnetic trip device,
- scalable junction box,
- pressure loss for damper only (with grille):
- exhaust: $\Delta P = 2.083 \times \sqrt{(S_{\text{free}}/(L \times H)) \cdot (Q/S_{\text{free}})^2}$,
- supply: $\Delta p = 2.00 \cdot \sqrt{(S_{\text{free}}/(L \times H)) \cdot (Q/S_{\text{free}})^2}$,
- (Δp en Pa, S_{free} in m², Q in m³.s⁻¹, L and H in mm).
- available options:
- galvanised steel trim, choice of RAL colour,
- backdraft (required on air intakes if speed in ducts is above 7 m/s).

Accessories

Désignations	References
Adapter OPTONE® 1flap-2flap	11044406
Steel GFA grille for OPTONE® T-1f/2f	11044409
GFA 007 grille OPTONE®	11044408
Locktone motor kit for OPTONE® 2-flap	11044399
Backdraft kit OPTONE (pack of 6)	11044387
TRIM KIT OPTONE 2F	11144405

Options

BRUT
ENJO
PEINT
44390
44391
44392
44393
44398
ANTI1

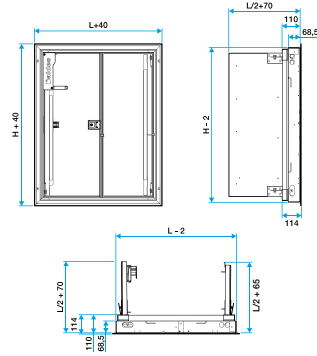
General data

References	Free air passage section (dm ²)
11044421	7,7 (Min) - 104,2 (Max)

11044421 OPTONE® «Classic» 2-flap with choice of options

Dimensional data

References	Lmin x Hmin (mm)	Lmax x Hmax (mm)
11044421	450 x 300	1000 x 1200



Encombrement OPTONE «Classic» 2V avec contre-cadre (mm)

Installation visual 1

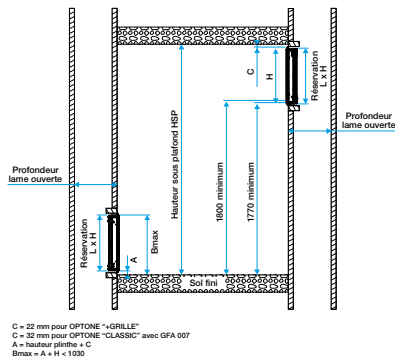


Schéma d'installation du volet OPTONE