

11039263

ProtectONE® R 6.5 1SP

ProtectONE® R F400-120 1-speed is a smoke and heat exhaust fan unit for non-residential and industrial buildings.



ProtectONE R 1SP with 90 discharge

PRODUCT BENEFITS

- easily adjusted airflow with the exclusive ProtectONE® Adapt system,
- can be fully dismantled as standard (except for insulated model),
- modular connection to discharge: left, right, vertical (except insulated model),
- backward curve impeller: smaller variation in airflow even if pressure losses vary.

REGLEMENTATIONS AND COMPLIANCES

PV CE number : 1812-CPR-1181

Principles of operation

When commanded by the FACP, the safety box will activate ProtectONE® R in smoke exhaust mode to extract smoke. The box will then switch to “default” mode, then “standby”.

Product description

ProtectONE® R 1SP is an F400-120 single-speed smoke and heat exhaust box fan for commercial and industrial premises. It features a direct-drive backward curve impeller. The exclusive ProtectONE® Adapt adjustment device can adjust the exhaust airflow easily at any time.

Fields of application

New, Refurbishment, Non-residential buildings

Installation

- indoors or outdoors,
- indoor installation: use thermal-acoustic insulation option (EN 12101-3),
- outdoor installation: use rain hood + bird screen,
- proximity switch supplied fitted and wired, with position contacts.

Main characteristics

- complies with CE marking 1812-CPR-1181,
- certified EFECTIS F400-120 as per EN12101-3,
- free-wheel fan compliant with ErP 2018,
- airflow from 500 to 21,000 m³/h,
- class F electric motor IP55,
- 3-phase single-speed motor,
- built-in airflow adjustment device: ProtectONE® Adapt (patented), exclusive to ALDES (patented),
- centrifugal backward curve impeller coupled directly to motor,
- thermal insulation for installation in equipment room,
- 2 models: in-line output and 90° output.

11039263

ProtectONE® R 6.5 1SP

Supplementary characteristics

- 10 unit sizes offering airflow rates from 500 to 21,000 m³/h:
 - ProtectONE® R2.0 to ProtectONE® R5.0: Size 1,
 - ProtectONE® R6.5 to ProtectONE® R9.0: Size 2,
 - ProtectONE® R10.0 to ProtectONE® R21.0: Size 3,
 - ProtectONE® R2.0 to ProtectONE® R5.0: Size 1 EL,
 - ProtectONE® R6.5 to ProtectONE® R9.0: Size 2 EL,
 - ProtectONE® R10.0 to ProtectONE® R21.0: Size 3 EL.
- available options:
 - "All-in-One" solution: includes safety box, switch and pressure switch,
 - variable pressure switch 100 - 1000 Pa (1 pressure switch for each smoke and heat exhaust speed),
 - choice of outlet position: LH/RH access on EL model,
 - thermal insulation for installation in equipment room.
- accessories:
 - square/circular adjustment plate for intake,
 - rain hood with anti-bird screen on outlet,
 - rectangular and circular flexible sleeve,
 - anti-vibration mountings,
 - non-return damper

Accessories

Désignations	References
Rectangular flexible sleeve for air inlet T2 ProtectONE R 90°	11039176
Rectangular flexible sleeve for air outlet T2 ProtectONE® R	11039182
ProtectONE® R 6.5-8 rain hood + screen	11039161
ProtectONE R backdraft damper T2	11039185
Outlet flange T2 ProtectONE® R	11039164
Rectangular/circular adapter Ø 630 for air intake T2 ProtectONE® R 90°	11039167
Rectangular/circular adapter Ø 630 for air outlet T2 ProtectONE® R	11039173
Pressure switch kit 20-300 Pa ProtectONE® R	11091097
Pack of 6 anti-vibration mountings	11039348

Options

base
BRIDE
ISOLA
ISOL_P_H
ISOL_P_V
MANCH
PRESS8
TOUT4

General data

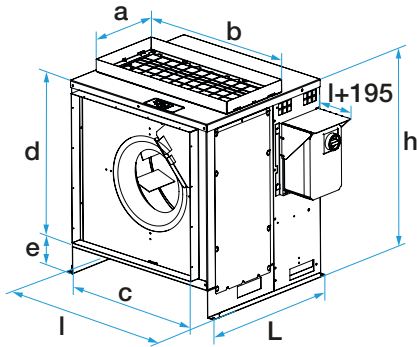
References	Type of motor	Type of impeller
11039263	AC	Backward curve

11039263

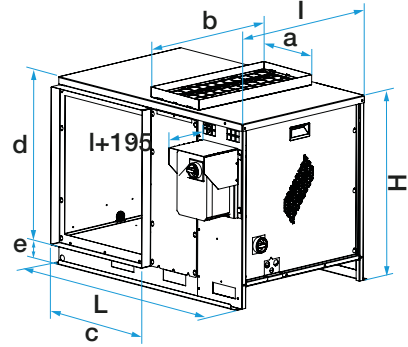
ProtectONE® R 6.5 1SP

Dimensional data

References	A (mm)	B (mm)	C (mm)	D (mm)	H (mm)	I (mm)	L (mm)	Flange (mm)	Insulation (mm)	Weight (kg)
11039263	335	745	695	695	875	835	770	I+20	L+50 H+25	89



Encombrement ProtectONE® R 1V (mm)

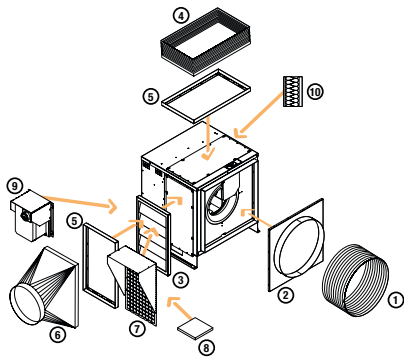


Encombrement ProtectONE® R EL 1V (mm)

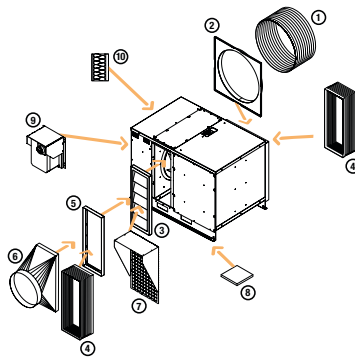
Electrical datas

References	Id/In	Rated current at 230 V (A)	Rated current at 400 V (A)	Voltage (V)	Number of poles	Power (kW)
11039263	6,5	4,16	2,4	230/400	4	1,1

Installation visual 1



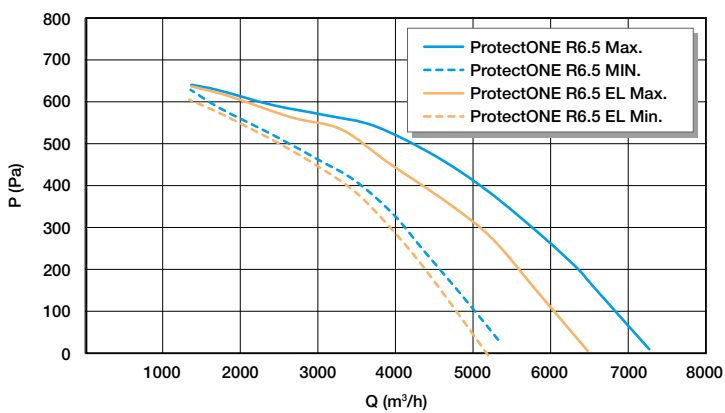
Options et accessoires ProtectONE® R (Modèle 90°)



Options et accessoires ProtectONE® R EL (Modèle piquages en ligne)

Options et accessoires ProtectONE® R EL

Curve



Aeraulic properties ProtectONE® R 6.5 - 1SP