

Occasional exhaust fan

11094586
RGP GALVA - D355

The RGP sealed damper precisely balances a circular ducting system. The sealed models also ensure a very low leak rate.



PRODUCT BENEFITS

- fine airflow adjustment.

Principles of operation

The flap of the sealed RGP damper is opened and closed by rotating a handle located on a jumper. It contains a slotted or reduced internal disc for finer adjustment of airflow.

Product description

The RGP and sealed RGP damper finely balance airflow in a circular ducting system. They are fitted with a jumper enabling overlaid insulation without covering the handle.

Fields of application

Multi-occupancy residential housing, New, Refurbishment, Non-residential buildings

Installation

- installed in circular ducts.

Reference arguments

Application:

- Serves to efficiently balance airflow across all branches of a non-residential or multi-occupancy residential ventilation system
- Slotted damper used to prevent total closure of a duct branch

Description:

- Slotted damper galvanised steel diameter 355 mm
- Manual control
- Perforated diaphragm with 40 % open surface, holes diameter 5 mm
- Screw-locked plastic handle, M1 class Lexan shafts

Occasional exhaust fan

11094586

RGP GALVA - D355

Main characteristics

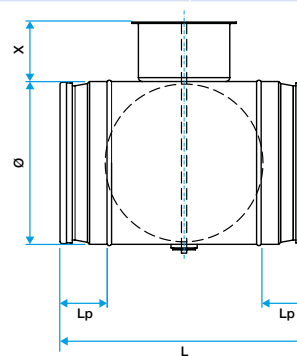
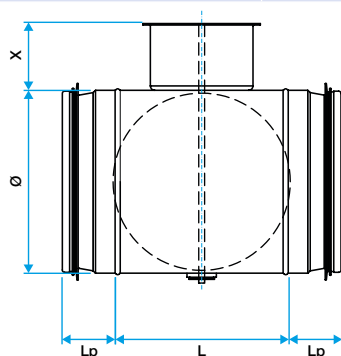
- up to and including diameter 315 mm:
 - metal handle,
 - reduced inner disc,
 - supplied with seals (class D airtight performance as per EN 1751),
- starting at diameter 355 mm:
 - plastic handle
 - slotted disc with 46% free air passage,
 - supplied without seals,
- galvanised steel,
- can be motorised upwards of diameter 355 mm using motor plate kit (11055122).

Accessories

Description	Variants
MOTOR PLATE KIT FOR DIAMETERS 355 to 500 mm	11055122
CM MOTOR 24-L ON/OFF	11055040
TF MOTOR 230 ON/OFF	11055049
TF MOTOR 24 ON/OFF	11055050
CM MOTOR 230-L ON/OFF	11055038

Dimensional data

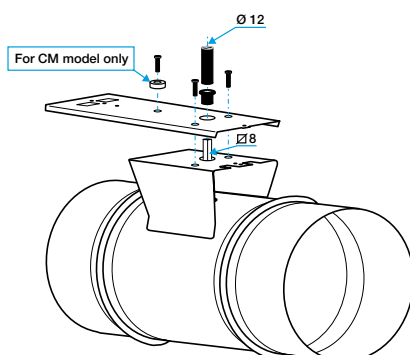
Variants	H (mm)	L (mm)	Ø (mm)	Weight (kg)
11094586	85	200	355	3



Regulatory data

Variants	Airtightness class
11094586	C

Installation



Installation de la platine de motorisation