

Duct fan**11032013
VC MICRO-WATT 200**

This small duct fan supports the main fan unit on a highly-resistant system.



VC

PRODUCT BENEFITS

- EC low consumption motors,
- constant pressure controller kit (accessory),
- airflow up to 1990 m³/h,
- backward curve impeller.

REGLEMENTATIONS AND COMPLIANCES

Technical Opinion no.: 14.5/16-2185_V2

Principles of operation

Low-consumption duct fan for air supply or exhaust on circular ducting for commercial and industrial premises.

Product description

The VC Micro-watt duct fan can work in both directions, air supply or exhaust. Its in-line connections means it can be seamlessly integrated into a circular ducting system. Its galvanised steel body offers protection against corrosion.

A centrifugal impeller coupled to the EC low-consumption motor significantly reduces its power consumption. Thermal protection is built into the motor winding for greater safety.

Coupled with the constant pressure controller kit (accessory), it is possible to configure 2 pressure settings for day and night (dry contact switch) over a wide range from 10 to 990 Pa.

This small duct fan can be installed in a duct section to support the main fan unit on a highly-resistant system.

The interest of these fans is that the airflow is linear for maximum simplification of the ducting system, while equipped with centrifugal impellers.

Fields of application

Non-residential buildings

Installation

- horizontal / vertical,
- suspended ceiling / equipment room,
- recommended to install with anti-vibration collars to prevent transmission of vibrations and make servicing easier.

Reference arguments

Application:

- Air supply or exhaust in 200 mm duct

Description:

- Galvanised steel fan with in-line connection
- Backward curve centrifugal impeller
- EC low consumption motor, single-phase 230 V - 50 Hz - IP44
- Thermal protection built into motor winding

Duct fan

11032013

VC MICRO-WATT 200

Main characteristics

- 6 models, up to 1,990 m³/h in Ø 315,
- EC low-consumption motor 230 V - 50 Hz,
- IP 44,
- galvanised sheet body with in-line connections,
- centrifugal impeller,
- thermal protection built into motor winding.

Accessories

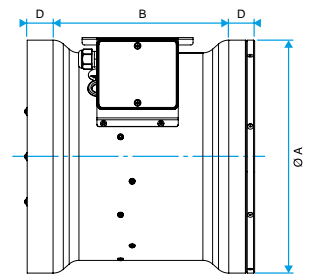
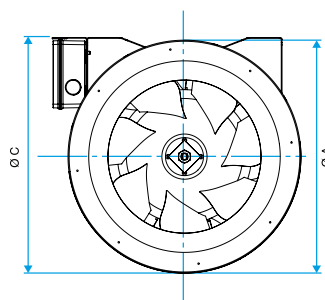
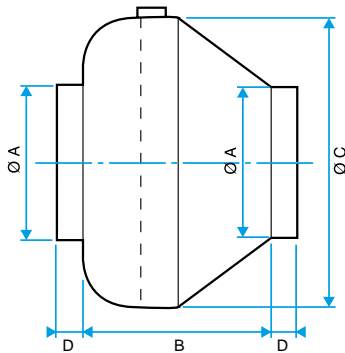
Désignations	References
Constant pressure control kit	11024467
Pressure sensor + tube kit (2 m tube)	11024466
EC motor 0-10V 20K potentiometer for TAHA-TAVA micro-watt	11024468
Anti-vibration collar Ø 200	11032102

General data

References	Type of motor
11032013	EC

Dimensional data

References	A (mm)	B (mm)	C (mm)	D (mm)	Weight (kg)
11032013	200	198	379	30	3,9



Airflow data

References	Airflow (m ³ /h)	Max. airflow (m ³ /h)
11032013	970	970

Acoustic data

References	Sound pressure at 3 m (dB(A))
11032013	58

Electrical datas

References	Frequency (Hz)	Protection rating	Max. current (A)	Voltage (V)	Max. power
11032013	50	IP44	1	230	121

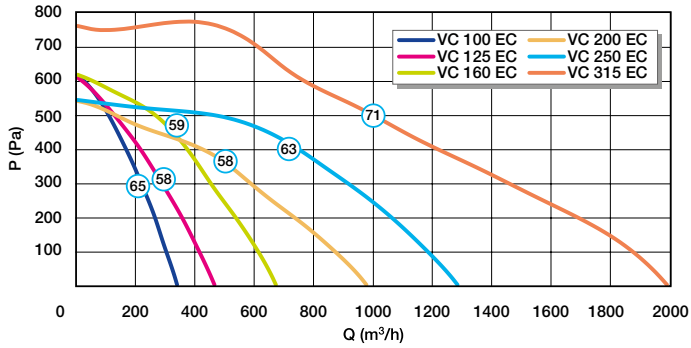
Regulatory data

References	Electrical insulation class
11032013	Class 2

Duct fan

11032013 VC MICRO-WATT 200

Curve



VC-MW