

11021379

VELONE® 10.5 - 4/8T 1.6/0.4 kW

VELONE F400 - 10.5 - 3-Phase is an F400-120 class smoke and heat exhaust roof fan for commercial, industrial and multi-occupancy residential buildings.



PRODUCT BENEFITS

- accessories protected against impact + weather by metal body,
- factory-wired electrical accessories protected against impacts and inclement weather,
- pressure switch connected in factory.

REGLEMENTATIONS AND COMPLIANCES

PV CE number : 1812_CPR_2014

Principles of operation

When commanded by the FACP, the safety box will activate the VELONE F400 smoke and heat exhaust roof fan in smoke exhaust mode to extract smoke. The box will then switch to "default" mode, then "standby".

Product description

VELONE F400 - 10.5 - 3-Phase is an F400-120 class smoke and heat exhaust roof fan for commercial, industrial and multi-occupancy residential buildings. Its clever design means it can deliver airflows up to 27,000 m³/h without enlarging the base unit dimensions. For this range, Aldes proposes an "All-in-One" solution with a safety box pre-fitted in the factory.

Fields of application

Multi-occupancy residential housing, New, Refurbishment, Non-residential buildings

Installation

- outdoor installation directly on duct or on flat roof base (accessory).

Main characteristics

- F400-120 classification as per EN 12101-3,
- CE certificate-compliant non-return damper and rain hood optional accessories,
- airflow from 100 to 1,200 m³/h at 200 pa,
- pressure switch can be connected in factory,
- galvanised steel motor bracket and base unit,
- ABS hood fastened by 4 high-helix lead screws,
- galvanised steel backward curve impeller,
- class F electric motor IP55,
- galvanised steel protective screen,
- pivot shaft for easy cleaning,
- can replace any Velone roof fan delivered between 1998 and 2007 due to same base unit dimensions.
- type: 10.5-4T | Nbr poles: 4 | U (V): 400 | P (kW): 1.5 | f (Hz): 50 Hz | I nom. (A): 3.2 | Id/In: 7.4 | EEI: IE3,
- type: 10.5-6T | Nbr poles: 6 | U (V): 400 | P (kW): 0.37 | f (Hz): 50 Hz | I nom. (A): 1.1 | Id/In: 4.1 | EEI: EI2,
- type: 10.5-8T | Nbr poles: 8 | U (V): 400 | P (kW): 0.37 | f (Hz): 50 Hz | I nom. (A): 1.54 | Id/In: 3.5 | EEI: EI2,
- type: 10.5-4/6T | Nbr poles: 4/6 | U (V): 400 | P (kW): 1.5/0.37 | f (Hz): 50 Hz | I nom. (A): 3.55/1.5 | Id/In: 5.5/4.5 | EEI: IE3,
- type: 10.5-4/8T | Nbr poles: 4/8 | U (V): 400 | P (kW): 1.6/0.4 | f (Hz): 50 Hz | I nom. (A): 3.75/1.53 | Id/In: 7.4/4.2 | EEI: EI3.

11021379

VELONE® 10.5 - 4/8T 1.6/0.4 kW

Supplementary characteristics

- available accessories: (fire tested and approved in CE certificate):
 - lab-tested IPX4 rain hood kit = water splashes from any direction (for smoke and heat exhaust only),
 - sheet metal rain hood kit (for smoke and heat exhaust and ventilation),
 - backdraft damper,
 - vertical outlet kit,
 - sealing frame or frame mounted on duct,
 - pivot shaft,
 - flat roof or sloping roof base,
 - outlet blanking plug.
- electrical accessories:
 - single-phase voltage regulator,
 - 3-phase autotransformer,
 - frequency inverter.
- available options:
 - pressure switch connected, fixed and protected,
 - proximity switch wired, fixed and protected,
 - "All-in-one" solution (not available in single-phase version): Safety box supplied wired, pressure switch and main switch supplied and wired.
 - EPOXY paint finish

Accessories

Désignations	Variants
Backdraft damper 4.5/7.2/10.5	11021261
IPX4 rain hood kit 4.5/7.2/10.5	11021286
Vertical outlet kit VELONE 4.5 / 7.2 / 10.5	11021367
VELONE F400-120 pivot pin - Model 4.5/7.2/10.5 - base 698 mm	11021070
Double reset box AXONE / SOS VELONE	11057200
VELONE seal-in frame 4.5/7.2/10.5	11021291
Duct-mounted frame VELONE 4.5/7.2/10.5	11021296
Flat roof base H330 VELONE F400-120 4.5/7.2/10.5 - 698 mm	11021081
Roof base 4.5/7.2/10.5	11021086
Roof base H500 4.5/7.2/10.5	11021141
Extension kit SOS VELONE 4.5/7.2/10.5 with control box	11021496
Flat roof base kit SOS VELONE 4.5/7.2/10.5 with control box	11021497
Flat roof base kit SOS VELONE 4.5/7.2/10.5 with control box	11021498

Options

base
21275
21276
21279
21280
21282

General data

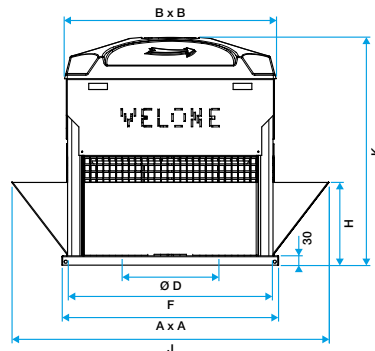
Variants	Type of motor	Type of impeller
11021379	AC	Backward curve

11021379

VELONE® 10.5 - 4/8T 1.6/0.4 kW

Dimensional data

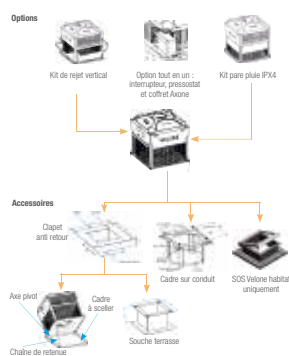
Variants	A (mm)	B (mm)	F (mm)	H (mm)	J (mm)	K (mm)	Ø D (mm)	Weight (kg)
11021379	698	684	658	265	146.5	721	332	82



Electrical datas

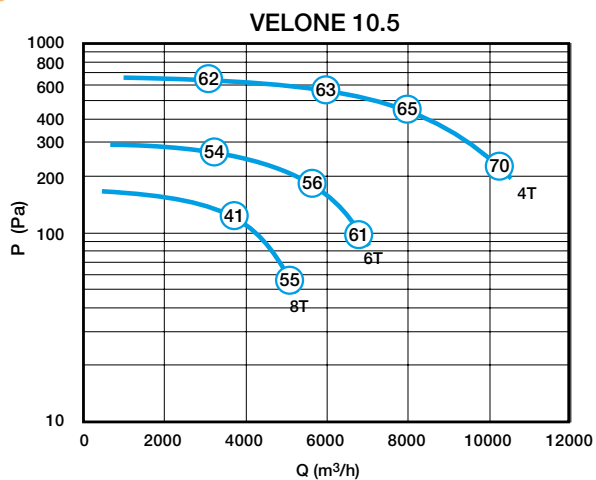
Variants	Frequency (Hz)	Id/In	Rated current (A)	Voltage (V)	Number of poles	Power (kW)
11021379	50	5.7/4.1	4.05/1.78	400	04-aug	1,6/0,4

Installation



Vue des accessoires compatibles avec VELONE

Curve



> graphs as per NF EN ISO 5801, ducted intake (Ø 450 mm),
 > pressure values indicated on graphs are static pressure values,
 > circled values = global acoustic pressure level radiated in free field at 6 m, weighted A (L_{pm6} (dB (A))).