

Air handling unit

11069112
VEX790T

VEX790T is a perfect rotary air handling unit for small spaces, due to its small footprint and top connections.



Operations

PRODUCT BENEFITS

- Air handling units with reduced footprints (vertical fittings, bi-blocks),
- Siemens Climatix controls,
- optimal air quality and thermal comfort through a wide range of filter types and coils.

Principles of operation

The VEX 700 T brings fresh, filtered air into the building and recovers heat from exhaust air using its high-efficiency heat exchanger. The incoming air can be heated and/or cooled using a comprehensive range of coils.

Product description

The VEX 700 T is a cost-effective rotary heat exchanger solution that can handle high airflows (up to 10,000 m³/h) despite its small footprint, thanks in part to its top-mounted connections. Its configuration interface enables you to adapt its use to a wide variety of applications.

Fields of application

New, Refurbishment, Non-residential buildings

Installation

- equipment rooms,
- indoors,
- vertical duct connection,
- connects to rectangular fittings (circular connections using transformers),
- choice of left or right side access.

Main characteristics

- 8 VEX 700 T models up to 10,000 m³/h.,
- mono & dual-block units,
- self-supporting construction with galvanised steel panels,
- external paint finish RAL 7042,
- insulation with 50 mm of mineral wool, density 70 kg/m³,
- access to all components via hinged doors fitted to front and to control system via a specific central hatch,
- high-efficiency rotary heat exchanger (up to 86%),
- EC motor and high-performance backward curve impeller,
- compact filters ISO ePM10 50% (M5) on exhaust air and ISO ePM 65 % (F7) on air supply (as standard),
- filters available: ISO ePM10 50% (M5), ISO ePM 65% (F7) & ISO ePM1 80% (F9),
- optional pre-filters: ISO ePM10 50% (M5) or ISO ePM 65% (F7)

External electric, hot water, cold water coils, permutation and evaporator coil +/-,

- proximity switch available as option,
- Siemens Climatix control system,
- de-icing by reducing impeller speed,
- free-cooling as standard and optional night cooling (with Temp° sensor for room).

Air handling unit

11069112
VEX790T

Supplementary characteristics

- Siemens Climatix controls:
 - constant speed,
 - constant airflow,
- constant pressure,
 - airflow control with CO₂/VOC sensor (0-10 V signal),
 - built-in clock: operating times can be controlled using a timer.
- Configuration & monitoring via:
 - remote control,
 - web interface,
 - BMS communication via Modbus RTU, BACnet, TCP/IP or MS/TP protocols.

Accessories

Désignations	References
Proximity switch 2-speed 3-Ph - 22.5 kW + contacts	11057610
Rotor speed controller VEX700T	11069102
Pressure sensor	11069103
Humidity sensor VEX700T	11069113
2nd pressure switch filter VEX700T	11069114
VOC sensor VEX700T	11069115
Fresh air / discharge damper VEX790T	11069123
Sens CO ₂ sensor	11017090
CO ₂ duct sensor DFE	11100142
Pressure sensor VEX770T-790T	11069104

Consumables

Désignations	References
Filter kit M5 VEX780T/790T	11100999
Filter kit F7 VEX780T/790T	11101005
Filter kit F9 VEX780T/790T	11101011

Options

base
CAPT_VEX700
CHANG
CIRC
COLD
CON
DEBCON
ELEC 14kW
ELEC 17kW
ELEC 26.5kW
ELEC 32kW
ELEC 41kW
ELEC 4kW
ELEC 50kW
ELEC 8kW
F7
F7F9
F9
HOT
M5
M5F7
M5F9
MSTP
PRESCON
REGUL
SOR

Air handling unit

11069112

VEX790T

Options

TCPIP
V2V
V3V
VAR

Associated services

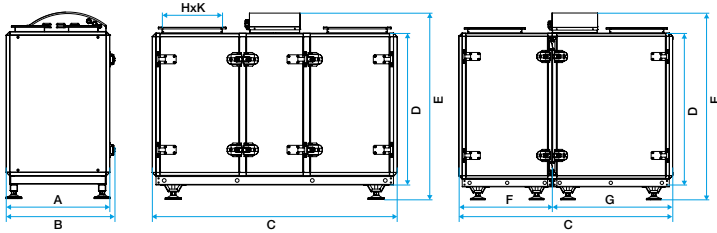
Commissioning

General data

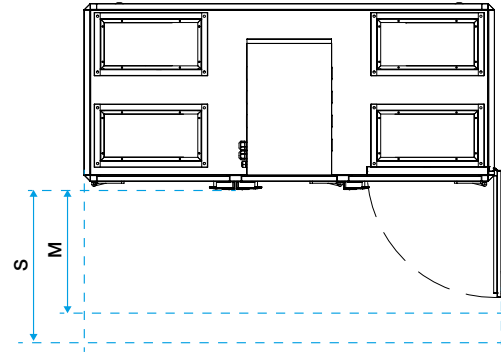
References	Available filters	Connection direction	Type of exchanger	Type of motor	Type of impeller
11069112	ISO ePM10 50% (M5), ISO ePM 65% (F7) & ISO ePM1 80% (F9) filters available. ISO ePM10 50% (M5) or ISO ePM 65% (F7) pre-filters as an option.	Top	Counterflow	EC	Backward curve

Dimensional data

References	A (mm)	B (mm)	C (mm)	D (mm)	E (mm)	F (mm)	G (mm)	H (mm)	K (mm)	M (mm)
11069112	1405	1460	1930	1405	1680	860	1070	550	500	1050



Dimensions VEX700T



Dimensions VEX700T

Airflow data

References	Max. airflow (m³/h)
11069112	9000

Thermal data

References	Max. exchanger output (%)
11069112	80,8

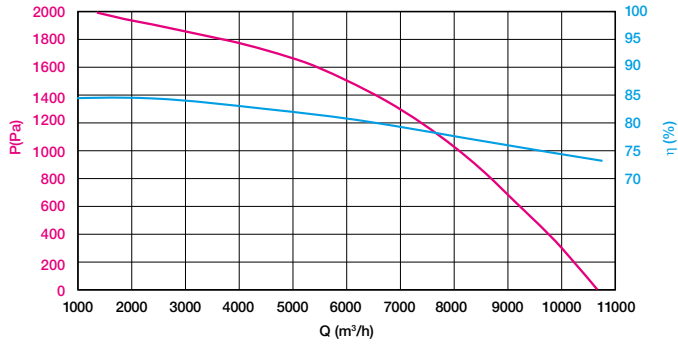
Electrical datas

References	Frequency (Hz)	Max. current consumption THREE-PHASE 400 V (A)	Max. electrical output of unit (kW)	Unit voltage (V)
11069112	50	21,4	11	400

Air handling unit

11069112 VEX790T

Curve



- > Aerodynamic curves drawn up as per standard NF EN ISO 5801.
- > P (Pa) = static pressure.
- > P (W) = power consumption.

Aerodynamic characteristics VEX790T